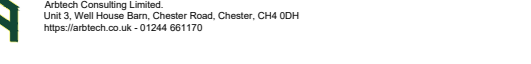


Tree Protection Area KEEP OUT

DO NOT CROSS PLANNING ACT FENCE
TREES ENCLOSED BY THIS FENCE ARE PROTECTED BY PLANNING CONDITIONS AND THE PROTECTION OF A TREE PRESERVATION ORDER.
CONTRAVENTION OF A TREE PRESERVATION ORDER MAY LEAD TO CRIMINAL PROSECUTION.
ANY INCURSION INTO THE PROTECTED AREA MUST BE WITH THE WRITTEN PERMISSION OF THE LOCAL PLANNING AUTHORITY.



Protective Fencing

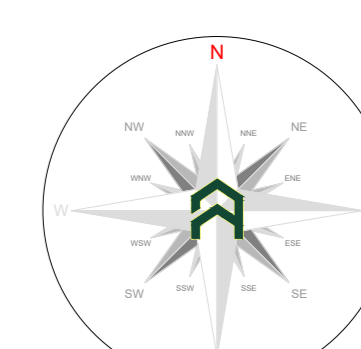
To be erected prior to the commencement of all works on site, and retained in place throughout construction.
Default specification: To comprise within 2.4m wooden site hoarding or 2.3m high scaffolding framework comprising of vertical and horizontal framework, well braced to resist impacts, with uprights to be spaced at a maximum of 3.0m intervals and driven into the ground to a minimum of 600mm. On to this, standard anti-climb welded mesh panels are to be securely fixed to each other with at least two scaffold clamps and to the scaffold framework with wire.
Secondary specification: In compliance of the tall scaffold mesh panels on timber or concrete feet. Panels are to be joined together using a minimum of two anti-tamper covers, installed so that they can only be removed from inside the fence. The panels should be supported on the inner side by stabilizer struts, which should be attached to a base plate and secured with ground pins.
All weather notices should be erected at regular intervals on the walls mesh panels with words such as "Construction exclusion zone - Keep out".

Trunk Protection

To be attached to the trunks of retained trees prior to the commencement of all works on site, and retained in place throughout construction. To comprise of a minimum of three wrappings of clean dry hessian around the trunk from ground level up to 2.3m high and held in place using steel. Once the hessian a minimum of three wraps of chestnut paling and to be held in place by 2.0mm mild steel galvanized wire in three locations and fixed into place using fencing spikes fixed into the chestnut paling.
Protective boarding: To be erected prior to the commencement of all works on site, and retained in place throughout construction. To comprise of 2.4m wooden site hoarding constructed upon a timber frame situated around the outside of the planting pit. Where the timber frame is constructed around the tree trunk a minimum of 4 layers of clean dry hessian is to be wrapped around the trunk to protect the bark.
All weather notices should be erected at regular intervals on the walls mesh panels with words such as "Construction exclusion zone - Keep out".

'No Dig' Surfacing

Multi-dimensional confinement system:
Existing vegetation may be removed with hand tools or sprayed with an approved non residual herbicide such as 'Glyphosate'. The new hard surfacing will be constructed using a 'No Dig' surfacing situated entirely above the existing soil surface and where needed using a proprietary cellular confinement system (GeoWeb or similar) laid over a steel geogrid (terraz TruX or similar). Prior to this any small hollows on the surface may be filled with clean sharp sand (not builders sand) to a maximum depth of 100mm. The 'GeoWeb' is to be back filled by hand with a no-fines aggregate of 20mm - 30mm. The area of 'GeoWeb' will be covered with a permeable geotextile fabric and the finished leveling course laid on top. Edge supports of an appropriate size and strength should be set above ground level and secured with bracing or steel pins driven into the ground, the outer edge of the supports may be backed up with clean top soil.
NB: The use of a multi-dimensional confinement system will affect the finished level of the hard surfacing by raising the levels and needs to be taken into consideration when designing foundations and setting the finished floor levels of adjacent buildings.



Indicative only

Tree Work Schedule			
No.	Species	Works	Category
T04	Decid. Cedar	Fall tree and remove stump	B12
T06	Flowering laurel	Fall tree and remove stump	C2
T07	Bay	Fall tree and remove stump	C2
T08	Quin	Fall tree and remove stump	B12
T10	Quin	Fall tree and remove stump	U12
T11	Quin	Fall tree and remove stump	B12
T12	Leyland Cypress	Fall tree and remove stump	B12
T13	Sweet Chestnut	Fall tree and remove stump	B12
T14	Sweet Chestnut	Fall tree and remove stump	B12
T15	Wild Cherry	Fall tree and remove stump	U12
T16	Butterfly Bush	Fall tree and remove stump	C1
T17	Sycamore	Fall tree and remove stump	B12
T19	Mauritan Ash	Fall tree and remove stump	C1
T20	Red Spotted Maple	Fall tree and remove stump	B1
G08	A Group	Fall trees and remove stumps	B12
G09	Common Ash	Fall trees and remove stumps	C2
G10	A Group	Fall trees and remove stumps	C2
H01	Common Box	Fall trees and remove stumps	C1

All tree work to be undertaken in accordance with British Standard BS 3968:2013 Tree work - Recommendations.
All stumps are to be removed and the site is to be left as found.
Care is to be taken of the ground and retained trees to make sure that it does not become compacted as a result of tree surgery operations. No equipment or vehicles such as timber lorries, tractors, excavators or cranes shall be parked or driven beneath the crowns of any retained trees, to prevent subsequent compaction and root death.

Arboricultural Supervision

The arboricultural consultant will be required to attend site to directly supervise all demolition and construction works that have to be undertaken within the root protection areas. This will include:
1. Pre-commencement site meeting.
2. Location of protective measures.
3. Installation of 'No Dig' hard surfacing within the RPA of tree T18.
4. Any demolition and/or excavations within or adjacent to RPAs, (a non-exhaustive list).
5. Arboricultural sign off and removal of protective measures.

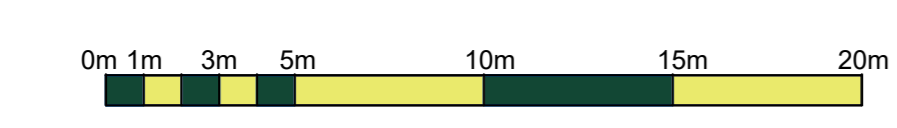
Arboricultural Method Statement

Please refer to Artech Consulting Ltd Tree Schedule and Arboricultural Method Statement, for full details on all surveyed trees and how all aspects of the development maybe implemented without detriment to retained trees.



Note: Mature birch tree to remain, originally part of G08 but is situated on neighboring land.

Ground protection: The 'no dig' sub-base, e.g. CellWeb™, planned for the proposed hard surface will be installed prior to the commencement of site activity to act as ground protection within the RPA of retained tree T18. If the 'no dig' sub-base is not to be installed until later in the program of works, temporary ground boarding should be used in the interim. The 'no dig' sub-base, e.g. CellWeb™, will be installed in line with manufacturers guidelines for expected loading. The final surface treatment will be porous.



Project:	Orchard Lane, East Molesey, Surrey, KT8 0BN		
Client:	Lifestyle Residences		
Drawing:	Tree Protection Plan		
Based on:	2241-EXA-XX-GF-DR-L-00101		
Drawing No:	Arbtech TPP 01	Rev:	A
Date:	June 2023	Scale:	1:200 @ A0
Drawn:	AJN		

Key:	Tree	Trunk
1	Tree	Trunk
Category 'A' trees	Category 'A' trees	Category 'A' trees
Category 'B' trees	Category 'B' trees	Category 'B' trees
Category 'C' trees	Category 'C' trees	Category 'C' trees
Existing site	Proposed site	Protective fencing